



District Report Card: 2017


State: Maharashtra	District: Nandurbar
Class: 5	Subject: Language
Schools: 61	Students: 1444


Participation/Coverage


Students

 GENDER	Boys		Girls	
	Number	%	Number	%
	804	55.68	640	44.32

 AREA	Rural		Urban	
	Number	%	Number	%
	1135	78.60	309	21.40

 CATEGORY	SC		ST		OBC		GEN	
	Number	%	Number	%	Number	%	Number	%
	53	3.67	1050	72.71	229	15.86	112	7.76

 CWSN	LD	VI	HI	S&LD	ID	Oth
	0	49	0	0	0	1

 Management	Government		Government-aided	
	Number	%	Number	%
	448	31.02	996	68.98

Average Performance of Students in Language (%)

Overall	Gender		Area		Management		Social Group			
	Male	Female	Rural	Urban	Govt.	Aided	SC	ST	OBC	GEN
60.11	60.50	59.63	59.14	63.67	62.16	59.19	62.39	60.77	58.46	56.25

Performance on Learning Outcomes (LOs)

Learning Outcomes	Description	Average Performance(%)
L504	Reads and comprehends independently storybooks, news items/ headlines, advertisements etc.	56.68
L508	Reads text with comprehension, locates details and sequence of events	61.83

Range of Performance of Students who Answered Correctly							
Below 30%		30% - 50%		50% - 75%		Above 75%	
Number	%	Number	%	Number	%	Number	%
181	12.53	322	22.30	522	36.15	419	29.02

Lowest Performing Learning Outcomes (LOs)

- 1 - Reads and comprehends independently storybooks, news items/ headlines, advertisements etc. (56.68)
- 2 - Reads text with comprehension, locates details and sequence of events (61.83)